



District Report Card: 2017


State: West Bengal	District: Puruliya
Class: 8	Subject: Science
Schools: 51	Students: 1100


Participation/Coverage


Students

 GENDER	Boys		Girls	
	Number	%	Number	%
	476	43.27	624	56.73

 AREA	Rural		Urban	
	Number	%	Number	%
	1027	93.36	73	6.64

 CATEGORY	SC		ST		OBC		GEN	
	Number	%	Number	%	Number	%	Number	%
	247	22.45	187	17.00	535	48.64	131	11.91

 CWSN	LD	VI	HI	S&LD	ID	Oth
	1	3	2	4	4	3

 Management	Government		Government-aided	
	Number	%	Number	%
	142	12.91	958	87.09

Average Performance of Students in Science (%)

Overall	Gender		Area		Management		Social Group			
	Male	Female	Rural	Urban	Govt.	Aided	SC	ST	OBC	GEN
33.70	34.78	32.87	32.60	49.13	31.64	34.00	37.06	30.87	32.54	36.13

Performance on Learning Outcomes (LOs)

Learning Outcomes	Description	Average Performance(%)
SCI703	Classifies materials and organisms based on properties/characteristics	32.89
SCI704	Conducts simple investigation to seek answers to queries	20.43
SCI705	Relates processes and phenomenon with causes	35.40
SCI708	Measures and calculates e.g., temperature; pulse rate; speed of moving objects; time period of a simple pendulum, etc.	41.55
SCI710	Plots and interprets graphs	29.29
SCI711	Constructs models using materials from surroundings and explains their working	24.81
SCI801	Differentiates materials, organism and processes	45.81
SCI804	Relates processes and phenomenon with causes	41.98
SCI805	Explains processes and phenomenon	25.00
SCI807	Measures angles of incidence and reflection, etc.	30.55
SCI811	Applies learning of scientific concepts in day-to-day life	30.59
SCI813	Makes efforts to protect environment	47.27

Range of Performance of Students who Answered Correctly							
Below 30%		30% - 50%		50% - 75%		Above 75%	
Number	%	Number	%	Number	%	Number	%
510	46.36	388	35.27	189	17.18	13	1.18

Lowest Performing Learning Outcomes (LOs)

- 1 - Conducts simple investigation to seek answers to queries (20.43)
- 2 - Constructs models using materials from surroundings and explains their working (24.81)
- 3 - Explains processes and phenomenon (25.00)
- 4 - Plots and interprets graphs (29.29)
- 5 - Measures angles of incidence and reflection, etc. (30.55)